

# Welcome to Thomas Deacon Academy

## Year 7 Parent Information Evening

Wednesday 5<sup>th</sup> September



**Mrs Jenny Brassington**  
Vice Principal – Standards  
and Outcomes




# The first day...

We were delighted to welcome your child to the Academy today and hope that they enjoyed their day.

This is the beginning (or even continuation) of a seven year relationship with the Academy.



# The first day...



What is the state of matter of each substance?

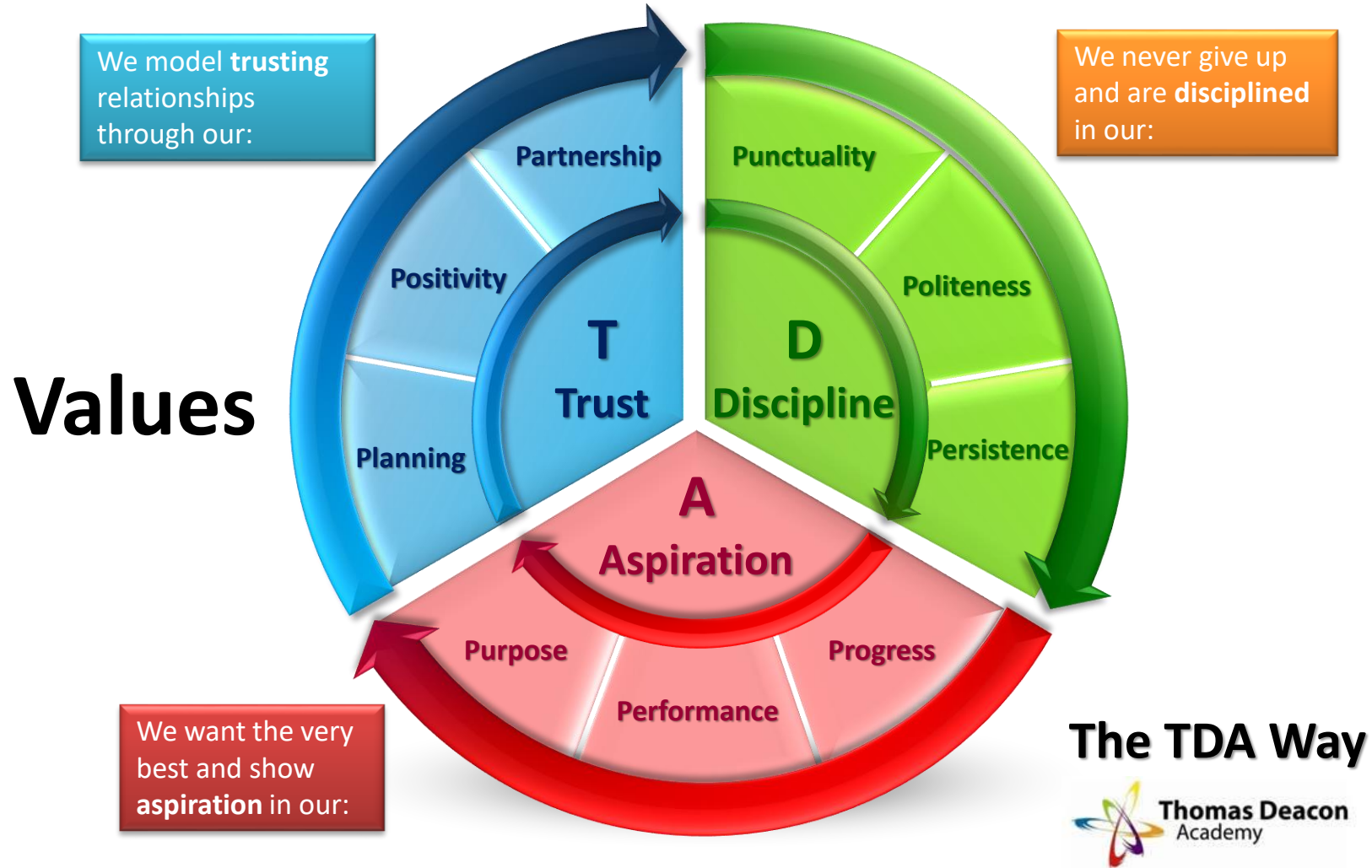
substance	solid	liquid	gas
oxygen			
perfume			
orange juice			
wood			
helium			
ice			

What is the state of matter of each substance?

substance	solid	liquid	gas
oxygen			
perfume			
orange juice			
wood			
helium			
ice			



# Our values



# Our expectations -

## TRUST:

Planning – equipped for learning

Positivity – trying really hard in all lessons, working hard

Partnership – positive relationships with staff and other students

## DISCIPLINE:

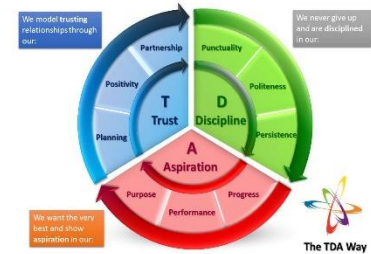
Punctuality – arriving to school and lessons on time, meeting homework deadlines.

Politeness – courteous and respectful to all

Persistence – keeping going when work is tough, responding positively to feedback.

## ASPIRATION:

Progress, performance, purpose - working to the best of your ability, always looking to achieve the highest possible marks and showing determination to succeed.



**FOR THE FIRST YEAR THIS WILL BE REFLECTED IN CHECKPOINT REPORTS.**



# TDA Classroom – 100% expectations



## SEATING PLANS

Every teacher will have a seating plan for you so that you can focus on learning.

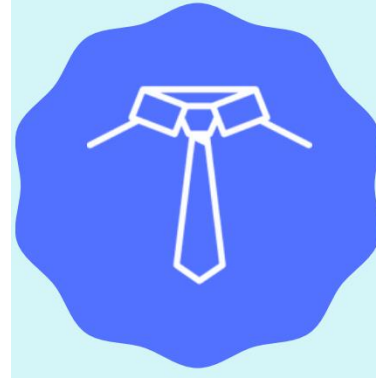


## EQUIPMENT

At the start of every lesson you should take out:

- Exercise book
- Blue/black pen
- Purple pen
- Pencil
- Ruler
- \*Calculator

\*if required



## END OF LESSON

At the end of every lesson, you should ensure that you have your **ties and blazers on** and your **shirt tucked in**. You should then **stand by your chairs** until dismissed.



## MOBILE TECH

If you have a mobile phone, headphones or any other device with you, they should be **switched off** and **in bags** throughout the school day.


# TDA 100% equipment challenge



Your form tutor will be doing a regular equipment check to ensure you are ready to learn.



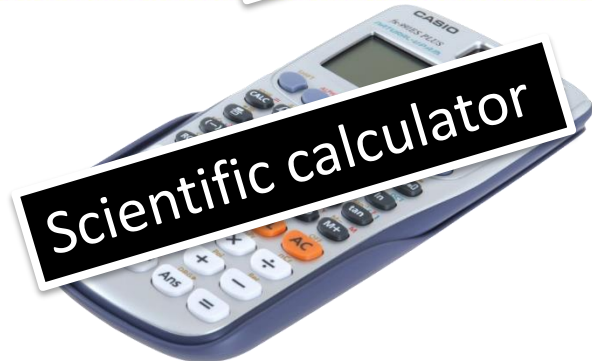
Every week, we will publish the names of tutor groups who have 100% of students with 100% equipment.

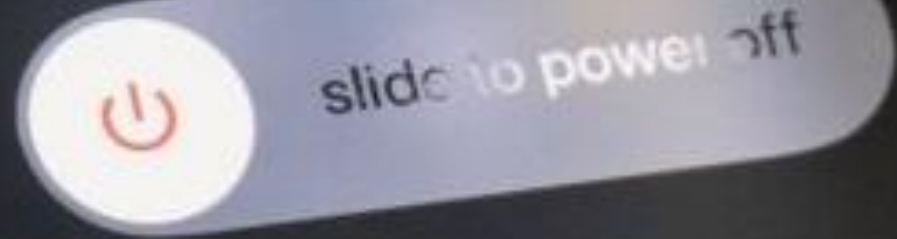


There will be prizes for the best performing tutor groups and the best performing house.



Help your tutor group get on the hall of fame by making sure you have 100% equipment every day.





The Big Switch Off  
Wednesday 5<sup>th</sup> September





# The Big Switch Off

- As you know, the use of mobile devices and personal headphones are no longer permitted at TDA.
- The purpose of this is to:
  - help you concentrate better in lessons
  - enable you to communicate better with one another around the academy
  - help you use mobile technology in a safe, healthy and considered way
- We recommend that you do not bring devices into school with you. If you need to, then they need to be switched off and in your bag **before** you enter the building.
- Phones/tablets/headphones should not be seen during the school day under any circumstances.



# How will we support you?

In order to be fair in supporting you with this change, the following will happen if you are found with a phone by **any** member of staff:

This week

- Prompted to put in bag and switch off. If you do this, then no further action.

Next week

- **Phone will be confiscated** and held in central admin. A text message will be sent to parent/guardian. **Student can pick it up at 3pm**

After next week

- **Phone will be confiscated** and held in central admin. A text message will be sent to parent guardian. **Parent** can pick up phone **before 4:15pm** otherwise phone returned to **student the next day at 3pm**. If it is a Friday, then phone can be picked up by student at 4:15pm.

All staff have been directed to confiscate mobile phones if they are seen or heard without any exceptions.

# Attendance

**Miss Giaquinto**  
**Vice Principal Wellbeing**

Do you know what your child's attendance % is?

100%....80%?

Do you know what it means?

?





# National Attendance 95%

This is Simon, he is in Year 7 and has 90% attendance.

Is this good? What does it mean?




**1 school year** at **90%** attendance  
= **4** whole weeks of lessons **MISSED!**



# Let's look a little closer

- **90%** attendance over **5** years of secondary school...  
= **½** a school **year missed!**
- **80%** attendance over **5** years of secondary school...  
= **1 school year missed!**



# What does this mean for Simon's GCSE's?

Research suggests that:

**17 missed school days** a year  
= **1** GCSE grade **DROP** in achievement. (DfES)

The greater the attendance the greater the achievement.



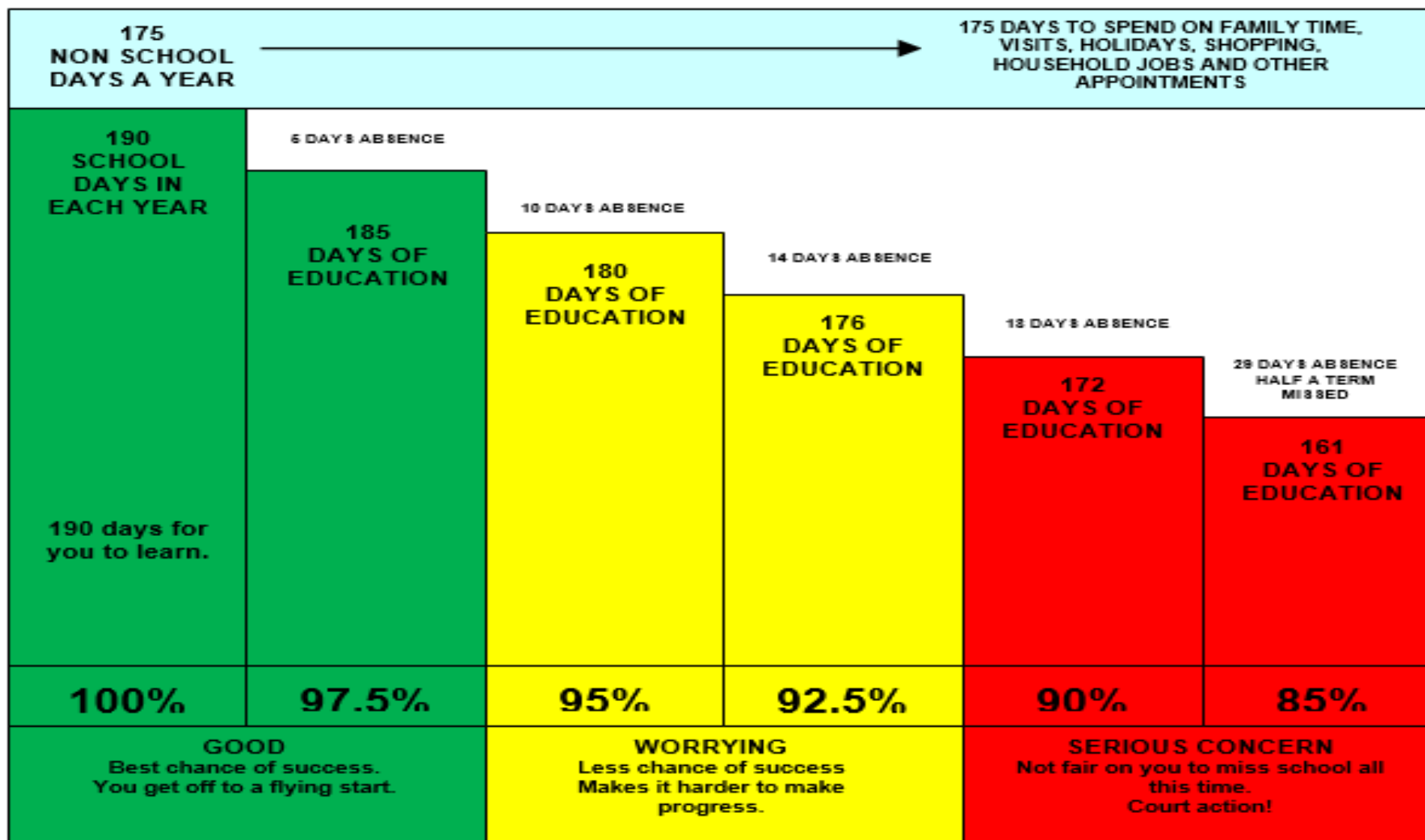


# Absence protocols




- Always call in on the first day of absence before **9.00am**
- If they have been signed off by a Doctor there is no need to ring in every day
- However if not and you have not stated or it is not clear how long they will be off then you must ring in **before 9.00am.**



365 DAYS  
IN EACH  
YEAR



# What success might look like...



# Achievement – GCSEs have changed

Ofqual

Grading new GCSEs from 2017

New grading structure	Current grading structure
9	
8	A*
7	A
6	B
5	
4	C
3	D
2	E
1	F
	G
U	U

**GOOD PASS (DfE)**  
5 and above = top of C and above

**AWARDING**  
4 and above = bottom of C and above

No longer grades – numbers from 1-9

9 is the top grade





# Achievement – being successful

- All students will have a TARGET level for Year 7.
- This is based on their KS2 SATs results AND what progress we would expect them to make in their GCSEs.
- GCSEs are now graded from 1-9 (numbers not letters) and 9 is the TOP grade.
- From these two pieces of information, each year they will have a target – meet every year’s target and you will reach your GCSE potential.
- The Year 7 targets will be at the lower levels so 1-3.
- All students in Year 7 need to know their target and do their very best to achieve that in all of their work.



# Achievement

- In all subjects students will have regular tests and regular homework.
- There will be at least two major assessment points during Year 7.
- They will have Checkpoint reports twice this year.
- These will help you to see how your child is performing relative to their target grade.
- The progress will be monitored and children supported to meet their target grade.



# Achievement – key dates

- Tuesday 2nd October
- w.c. 3<sup>rd</sup> December
- Tuesday 15<sup>th</sup> January
- Thursday 17<sup>th</sup> January
- w.c. 17<sup>th</sup> June
  
- Wednesday 17<sup>th</sup> July

Parent-Tutor Evening

Year 7 in class tests

Checkpoint 1 reports available

Parent-Teacher Consultation Evening.

Year 7 in class tests

Maths examination (Sports Hall)

English examination (Sports Hall)

Checkpoint 2 reports available

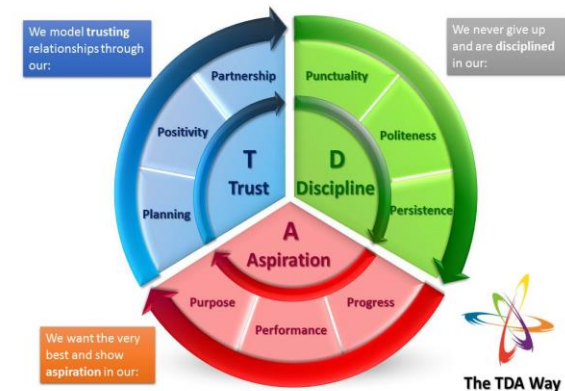


# Assessments this year – Year 7

Year 7 and Year 8 will have formal tests in all their in December and June.

They will have assessments in all of their subjects.

Most assessments will take place in lesson time but one Maths and one English exam will be in the sports hall.





# How can I help my child? HOMEWORK

In Year 7 students will receive approximately 30 minutes per week homework in Maths, English and Science and 30 minutes per fortnight from all other subjects.

This can all be checked on Show My Homework.

Is it possible to provide them with a quiet area to work – no TV?

Encourage students to put away all electronic devices. (Some homework might need IT but some, especially revision will need to be done on paper.)

# How can I help my child? HOMEWORK



[Carolyn.massey@tda.education](mailto:Carolyn.massey@tda.education)

Miss Massey

# Assessment and Feedback

## Assessment in lessons

Your child's teachers will use a range of methods to assess in lessons. This is so that they can adapt their teaching and be able to provide feedback if required. Here are some of the ways in which teachers may assess a child's work:

- Reading the work in exercise books
- Exit tickets – questions to answer at end of a lesson
- Using mini-whiteboards
- Using cold-call questioning (no hand up)
- Using low-stakes quizzes
- Using two-minute essays

# Assessment and Feedback

## Feedback

Based on the teachers' assessments, they may provide students with feedback to help them improve their work. This feedback may happen in a variety of ways such as:

- Verbal - either in a small group or one-one
- Whole-class – feedback to inform everyone at the same time
- Written – could involve feedback codes or other and be written in your books

The target for the teacher is to always find the most efficient and effective method of communicating feedback so that students are able to improve their understanding and/or their work.

# Assessment and Feedback

## Feedback Improvement Time (FIT)

After a teacher has provided feedback, any improvements students make should be completed using **purple pen**. This is so we can track the improvements in books.

Teachers may set a FIT task which will give students the opportunity to demonstrate any improvement in understanding. This should also be completed in a **purple pen**.

All students have received a **purple pen** and it is their responsibility to look after it; if lost a replacement should be bought from the school shop.



# English and Maths

**Mr Austin  
Subject Leader  
for English**

**Mr Roger  
Subject Leader  
for Maths**



## Grafham Water - IMPORTANT INFORMATION

Students  
from Atherstone, Highfield and  
Sandown Houses on **Thursday 13th  
September 2018**

Students from Trinity, Milton and  
Castle Houses on **Friday  
14<sup>th</sup> September 2018**

## Grafham Water – Team Building Trip

Students from Atherstone, Highfield and Sandown Houses on **Thursday 13th September 2018**

Students from Trinity, Milton and Castle Houses on **Friday 14<sup>th</sup> September 2018**

The cost of the trip will be £10 which will include return coach travel to and from Grafham Water, Huntingdon. **We must have the medical forms completed and returned.**

A number of activities and some of the activities are weather dependent. Please note the children will still be taking part in the outdoor activities even if it is raining so **suitable outdoor clothing is necessary.**

We will be leaving school at 8:30am departing from Grafham Water at 2:30pm, arriving back at school at approximately 3:15pm.

Students will need to bring a packed lunch on the day. A packed lunch will be provided for those students who are eligible for free school meals.

Students should not bring any expensive electrical devices, e.g. ipads or other tablets etc as these can be easily lost or broken. Staff members will be taking photos throughout the trip and will try to update Twitter when it is possible to do so.

# Safeguarding at Thomas Deacon Academy

- It is our responsibility to keep all children safe in our care.
- To manage and develop the strategies for this, we have a Designated Safeguarding Lead – Miss O’Donnell, who works with the Head of House team to keep young people safe.
- If any member of staff has a concern about the safety of a child, they will contact Miss O’Donnell and look for ways to ensure their safety and support the child and/or their parents.
- If you want to speak to Miss O’Donnell about any aspect of safeguarding please contact your child’s Head of House or



# Welcome to Thomas Deacon Academy

## Year 7 Parent Information Evening

Wednesday 5<sup>th</sup> September



**Mrs Jenny Brassington**  
Vice Principal – Standards  
and Outcomes

